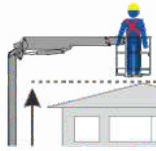




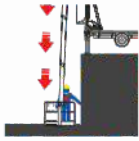
30,20 m



16,00 m



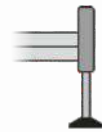
260 kg



-7,00 m



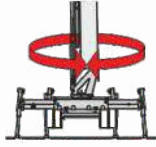
225 kg



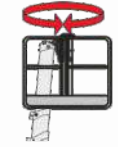
H+H



28,20 m



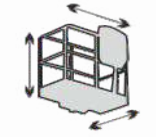
1440°



90°+90°



15,50 m



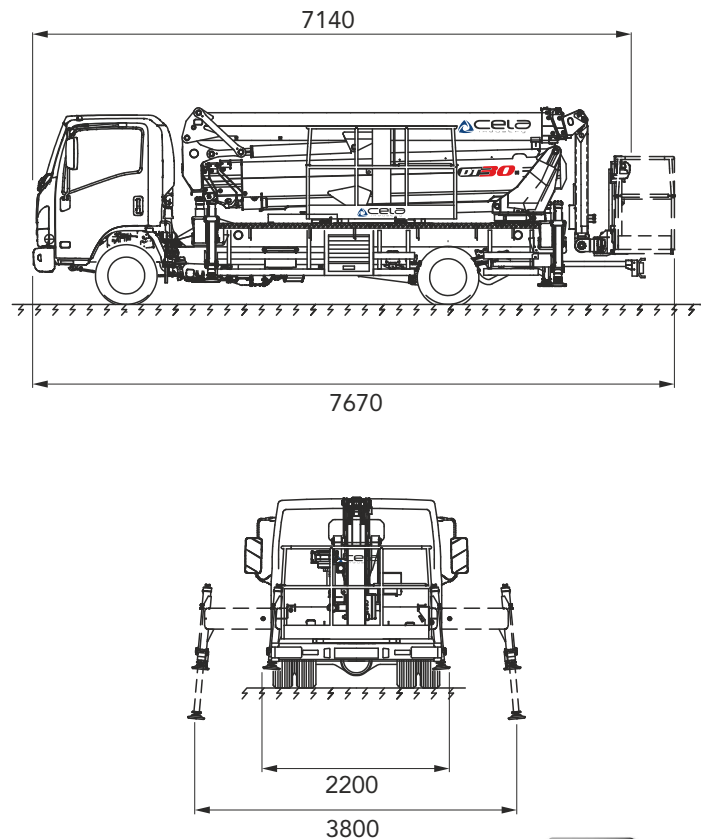
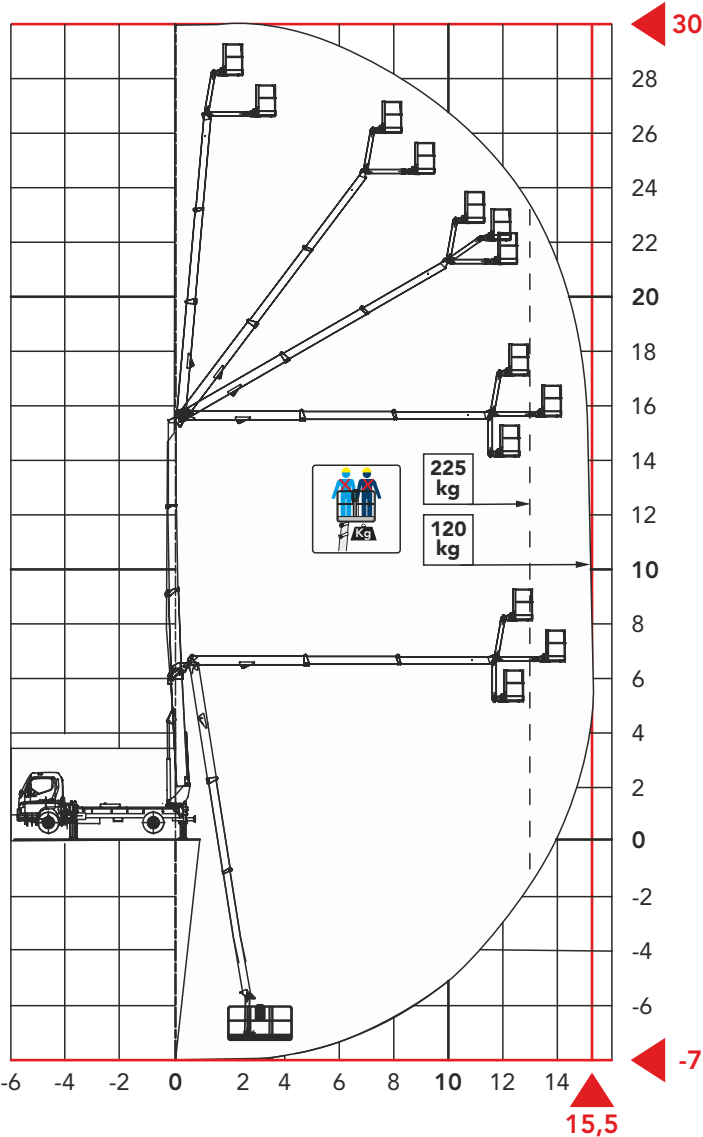
ALUMINIUM
1,8X0,7X1,1



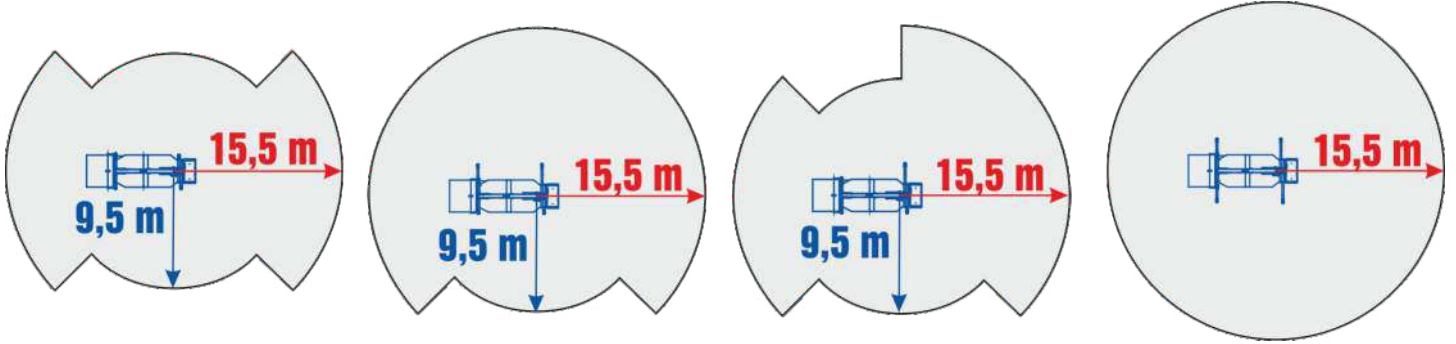
ELECTRONIC

DT30

MIN. GWV 6,0 T



Bini Gru di Bini Roberto
 Sede Legale: Via Aldo Moro, 62 - 40050 Casalecchio d'Angelo (BO) - Italy
 Sede Operativa: Via XX Settembre, 7/C - 40057 Codrignano (BO) - Italy
 P.Iva 00023611205 - C.F. 014987631065144 - REA 307372
 Tel. +39 051 10677011 - Mob. +39 348 7614707
www.bini.gru.it info@bini.gru.it



Bini Group of Bini Roberto
 Sede Legale Via dell'Industria, 10 - 41022 Soriano (Mantova) - Italy
 Sede Operativa Via SS Scavolini, 2/C - 41021 Castelvetro (MO) - Italy
 P. IVA 02014110362 - C.F. 01890720362 - Tel. 0376/211117
 www.bini.it - bini@bini.it



La piattaforma invisibile
The invisible boom

where is it?

Passiamo sopra ogni cosa
We fly all over

15,5 m

16,0 m

16 mt up and 15,50 mt over: never so high

Softosopra
Downunder

-7,00 m

Tutto in uno
All in one

00' 30"

Sbarco in quota autorizzato
Authorized height landing

Come un ascensore
Like an elevator

16 m

Dolci e Veloci
Smooth and fast

Comandi a controllo elettronico, manovre multiple simultanee
Electronic controls, multi syncro manoeuvres

Auto Stabilizzazione
Automatic Stabilization

Non ti facciamo girare la testa
We don't drive (your head) crazy

90° + 90°

Siamo i più forti
We are the strongest

225 kg

260 kg

Sempre al tuo fianco
Always with you

Ti spianiamo la strada
We pave your road

12%

www.cela.it

30,20 m

15,50 m

16,00 m

DT30

